

CORRUPTION PERCEPTIONS INDEX 2018

Transparency International's Corruption Perceptions Index (CPI) 2018 reveals that **corruption is contributing to a crisis of democracy** around the world.

IN A NUTSHELL

180 COUNTRIES SCORED

The CPI scores **180 countries and territories** by their **perceived** levels of public sector corruption, according to experts and businesspeople.



THE CPI USES A SCALE OF 0 TO 100

100 is **very clean** and 0 is **highly corrupt**



MORE THAN 2/3 OF COUNTRIES SCORE BELOW

50 /100

THE AVERAGE COUNTRY SCORE IS

43 /100

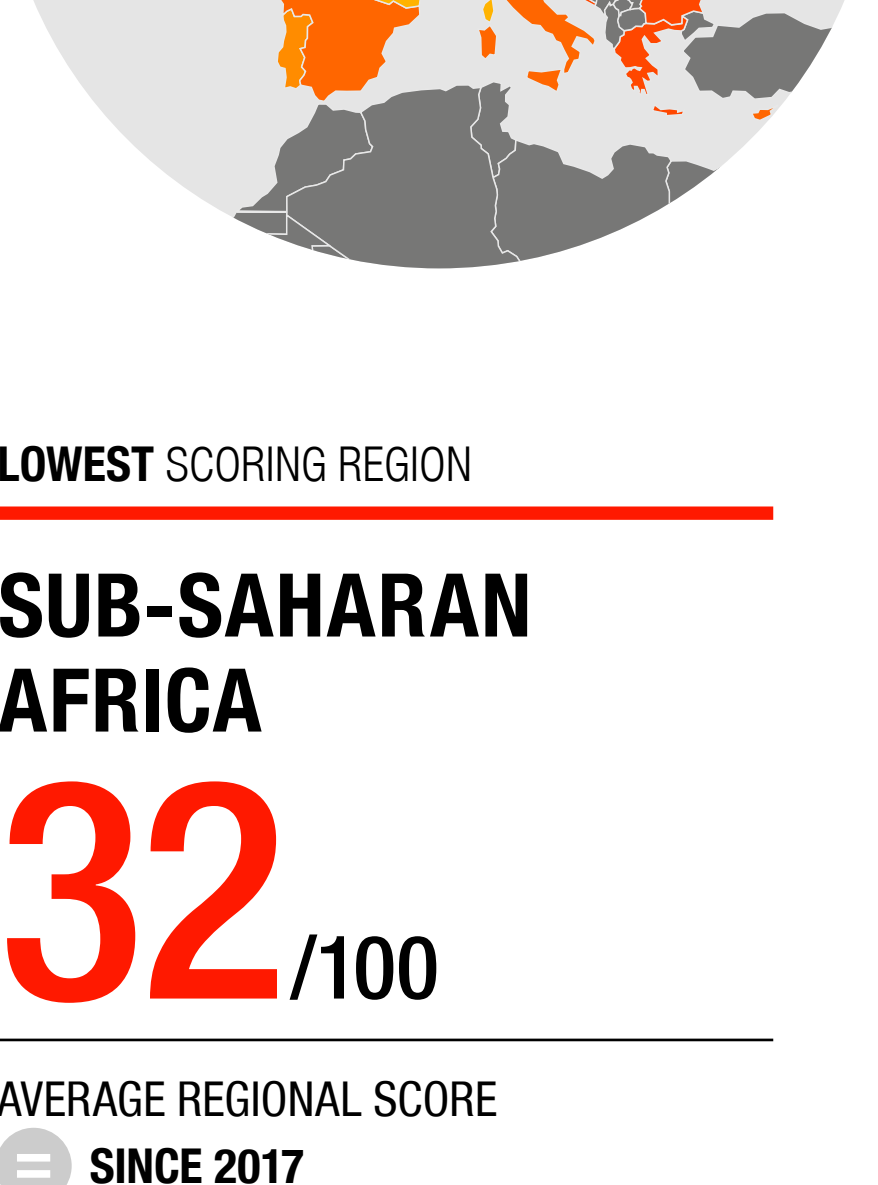
▲ TOP COUNTRIES



▼ BOTTOM COUNTRIES

GLOBAL AVERAGE

NO COUNTRY EARNS A PERFECT SCORE



HIGHEST SCORING REGION

WESTERN EUROPE & EUROPEAN UNION

66 /100

AVERAGE REGIONAL SCORE

— SINCE 2017


LOWEST SCORING REGION

SUB-SAHARAN AFRICA

32 /100

AVERAGE REGIONAL SCORE

— SINCE 2017



IN THE LAST 7 YEARS:

20 COUNTRIES IMPROVED*

Including:



16 COUNTRIES DECREASED*

Including:



THE REMAINING COUNTRIES HAVE MADE LITTLE OR NO PROGRESS IN THE FIGHT AGAINST CORRUPTION

*Statistically significant

CORRUPTION AND THE CRISIS OF DEMOCRACY

SINCE 2006, 113 COUNTRIES HAVE SEEN A DECLINE IN THEIR DEMOCRACY SCORES*

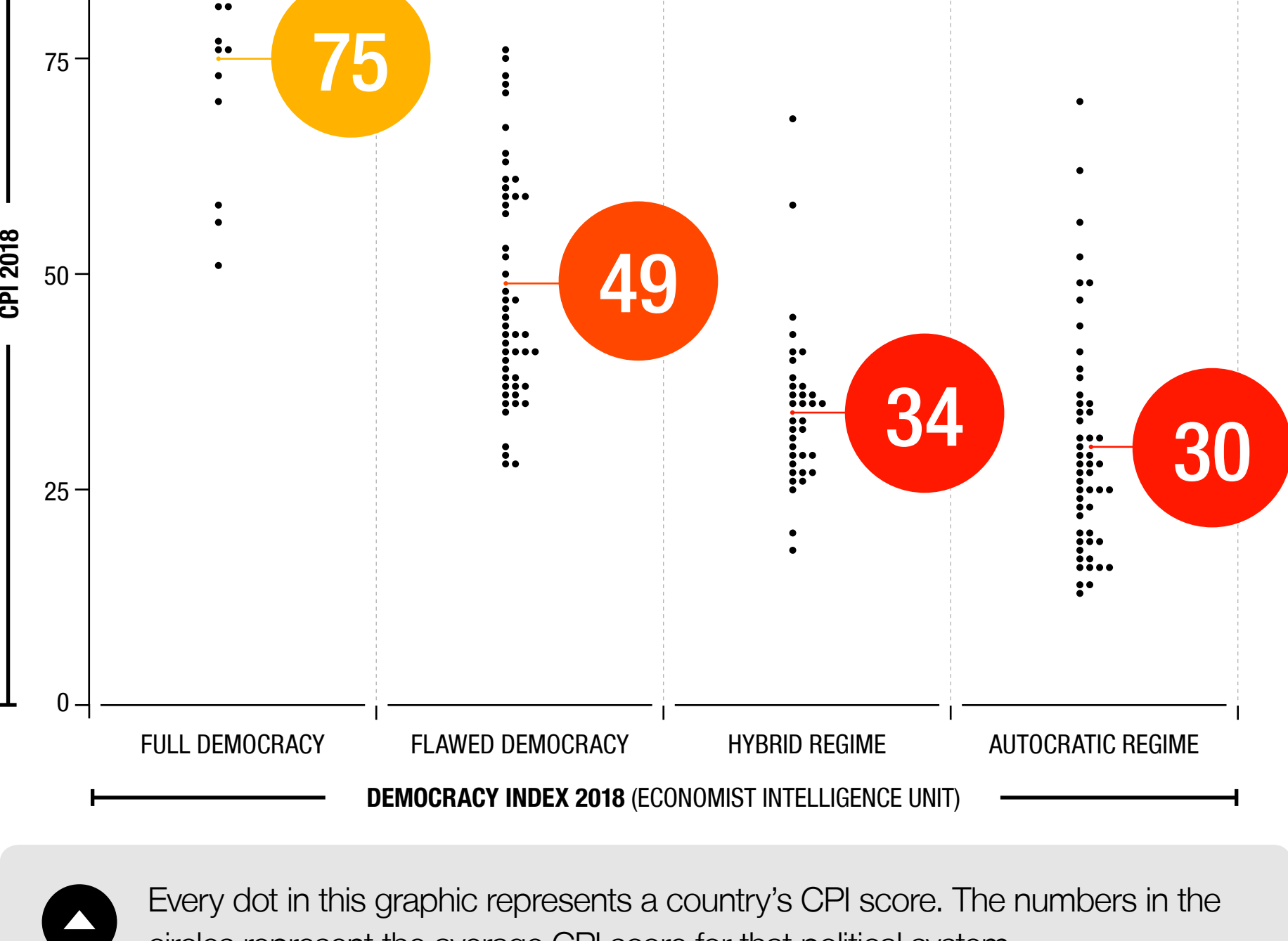
WHEN WE TALK ABOUT **DEMOCRACY** WE MEAN:



*Freedom House

CORRUPTION UNDERMINES DEMOCRACY

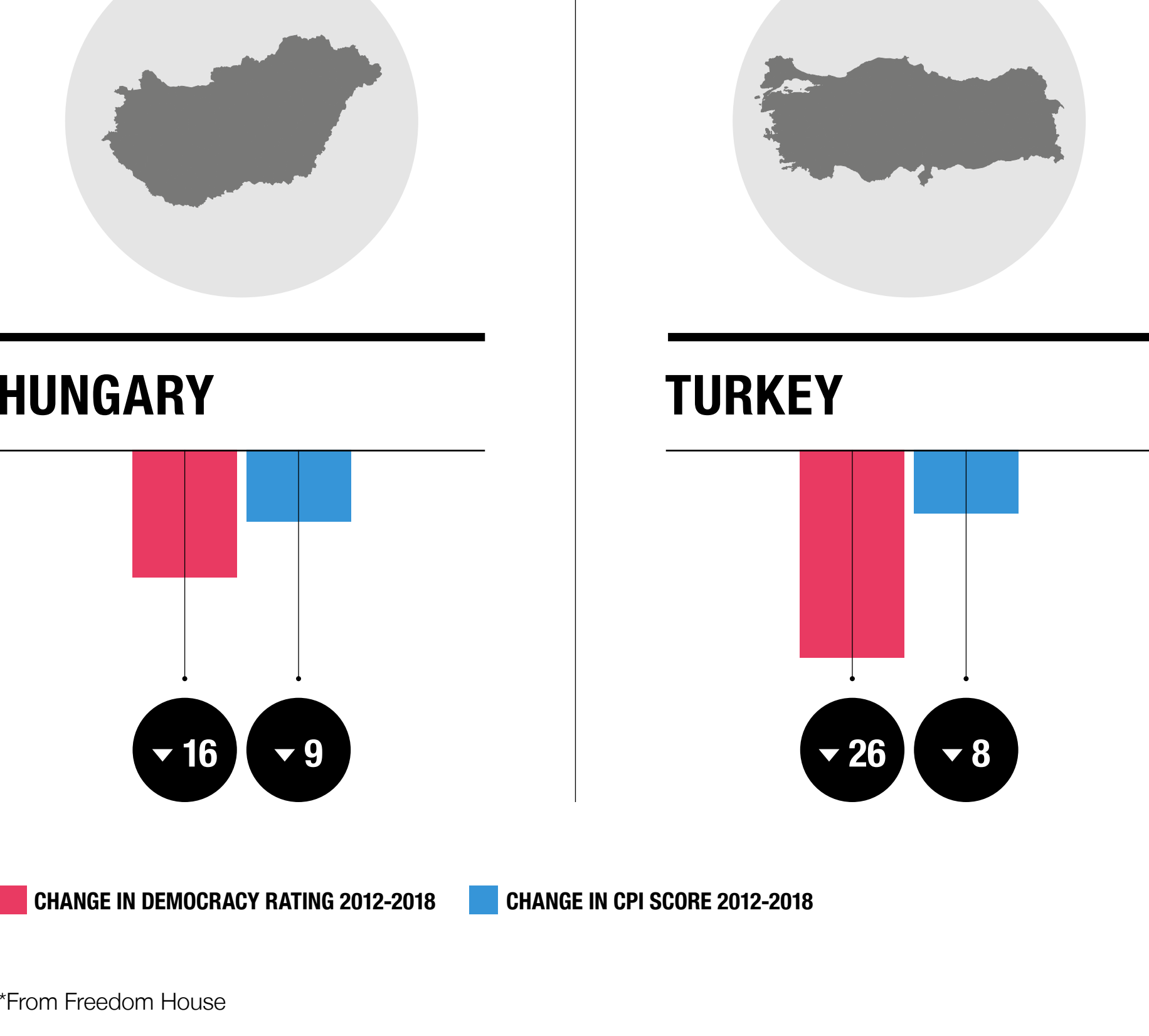
Beating corruption is crucial to healthy democracy. There are no democracies that score below 50 on the CPI. Similarly, very few countries which have autocratic characteristics score higher than 50.



Every dot in this graphic represents a country's CPI score. The numbers in the circles represent the average CPI score for that political system.

FOR EXAMPLE

The following countries have recently experienced a decline in the health of their democracies* and control of corruption.



■ CHANGE IN DEMOCRACY RATING 2012-2018 ■ CHANGE IN CPI SCORE 2012-2018

*From Freedom House

THE ROLE OF POPULISM

Throughout the world, political leaders who run on a populist platform are gaining power and undermining democracy. High corruption rates can contribute to increased support for populist candidates.

40% OF POPULIST LEADERS ARE ALSO INDICTED ON CORRUPTION CHARGES*

*Tony Blair Institute for Global Change

In these countries, populist leaders campaigned against corruption, but they are threatening to undermine the same institutions they were elected to represent, paving the way for more corruption:



94% OF COUNTRIES WHERE POLITICAL KILLINGS HAPPEN HAVE SERIOUS CORRUPTION PROBLEMS


THE NUMBER OF COUNTRIES WHERE GOVERNMENTS INCITE OR APPROVE POLITICAL KILLINGS AND SCORE BELOW 45 ON THE CPI. **69**

RECOMMENDATIONS TO STOP CORRUPTION



Since its inception in 1995, the Corruption Perceptions Index, Transparency International's flagship publication, is the leading global indicator of public sector corruption.

The index offers an annual snapshot of perceived public sector corruption by ranking countries from all over the globe.



transparency.org/cpi2018