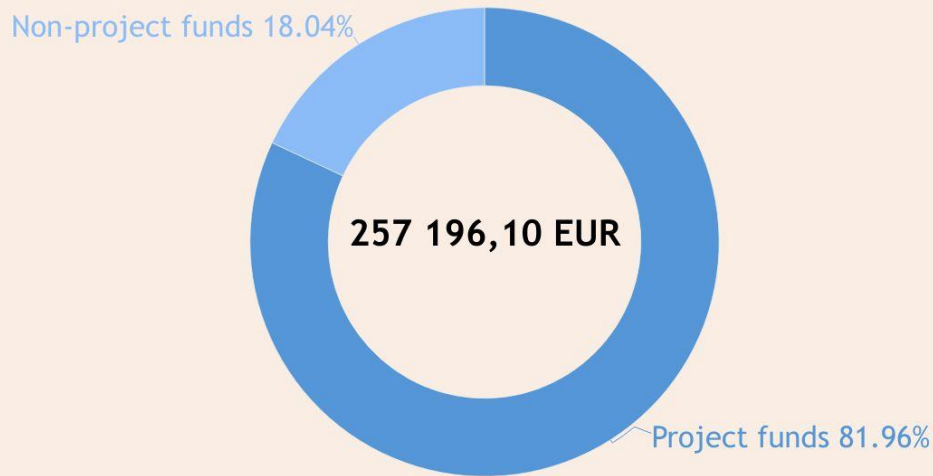


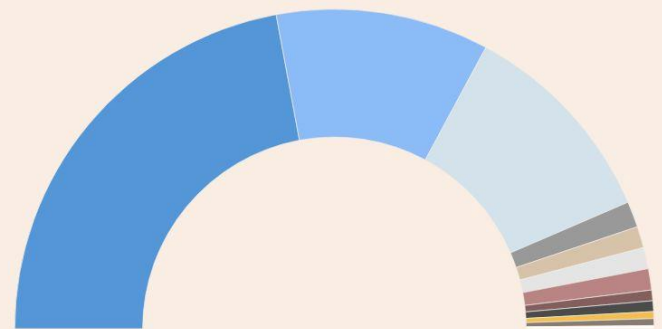
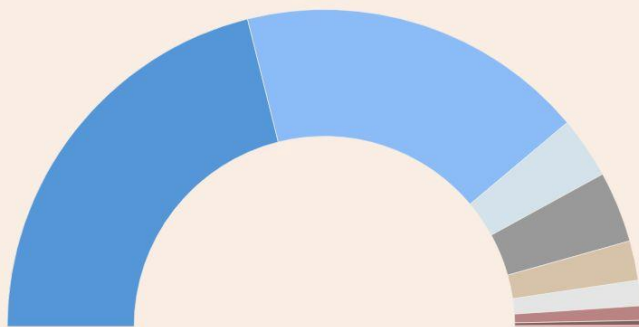
TI LITHUANIA'S INCOME SOURCES 2022



● Project funds ● Non-project funds

Project funds:
210 794,07 EUR

Non-project funds:
46 402,03 EUR



- Transparency International Secretariat / European Commission
- EEA and Norway Grants Active Citizens Fund
- Transparency International Secretariat / Bureau of Democracy, Hu...
- The British Council ● Nordic Council of Ministers Office in Lithuania
- Taiwan Foundation for Democracy ● Lithuanian Journalism Centre
- The Kazickas Family Foundation
- Transparency International Secretariat

- Transparency International School on Integrity 2022 participants' fees
- Embassy of the Kingdom of the Netherlands in Vilnius
- Centre for Educational Progress in Vilnius ● Income tax donations
- LIFE Academy ● Swedish Institute
- Vilnius Chamber of Commerce, Industry and Crafts
- Pakruojis Business and Employers' Association
- State Investment Management Agency (VIVA)
- Eastern Europe Studies Centre (EESC) ● Donations by physical persons
- Transparency International Latvia

TI LITHUANIA'S INCOME SOURCES 2022 01 01 - 2022 12 31

	Income, EUR	Percentage
PROJECT FUNDS		
Transparency International Secretariat / European Commission	88 959,00	34,59%
EEA and Norway Grants Active Citizens Fund	74 927,70	29,13%
Transparency International Secretariat / Bureau of Democracy, Human Rights, and Labor (DRL), U.S. Department of State	13 260,60	5,16%
The British Council	15 300,00	5,95%
Nordic Council of Ministers Office in Lithuania	8 500,00	3,30%
Taiwan Foundation for Democracy	5 436,77	2,11%
Lithuanian Journalism Centre	3 110,00	1,21%
The Kazickas Family Foundation	1 000,00	0,39%
Transparency International Secretariat	300,00	0,12%
Subtotal:	210 794,07	81,96%
NON-PROJECT FUNDS		
Transparency International School on Integrity 2022 participants' fees	20 492,98	7,97%
Embassy of the Kingdom of the Netherlands in Vilnius	10 000,00	3,89%
Centre for Educational Progress in Vilnius	9 900,00	3,85%
Income tax donations	1 212,05	0,47%
LIFE Academy	1 000,00	0,39%
Swedish Institute	1 000,00	0,39%
Vilnius Chamber of Commerce, Industry and Crafts	1 000,00	0,39%
Pakruojis Business and Employers' Association	500,00	0,19%
State Investment Management Agency (VIVA)	500,00	0,19%
Eastern Europe Studies Centre (EESC)	325,00	0,13%
Donations by physical persons	322,00	0,13%
Transparency International Latvia	150,00	0,06%
Subtotal:	46 402,03	18,04%
Total:	257 196,10	